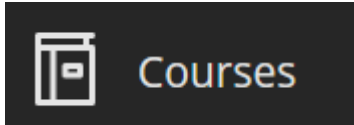


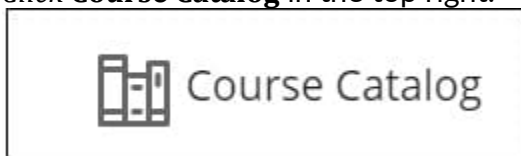
How to Self-Enroll in PCard Cardholder Training

To enroll in this course:

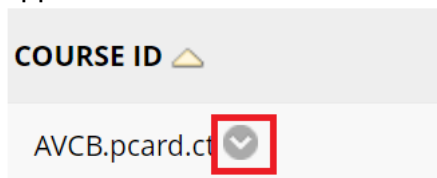
1. Log into Blackboard at <http://learn.uark.edu>.
2. *Click* on the **Courses** link in the left menu.



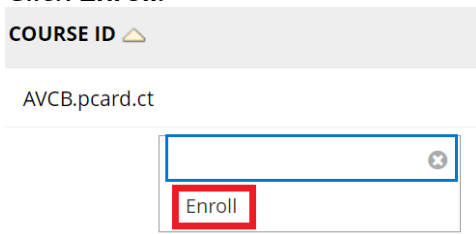
3. *Click* **Course Catalog** in the top right.



4. In the Search Catalog section, search for "PCard" and *Click* **Go**.
5. *Hover* over the name in the ID column and *click* on the **down** arrow button that appears.



6. *Click* **Enroll**.



How to Self-Enroll in PCard Cardholder Training

7. **Click Submit** on the resulting page.

Self Enrollment

ENROLL IN COURSE: PCARD CARDHOLDER TRAINING (AVCB.PCARD.CT)

Instructor:
Bobbie Kennedy, Todd Walters,

Description:

Categories:
Education:Higher Education

*Click **Submit** to proceed.*

Cancel **Submit**

8. **Click OK** to continue to the course.

Success: tdwalter enrolled in PCard Cardholder Training (AVCB.pcard.ct). Select **OK** to continue to the course.
Thursday, July 7, 2022 1:08:21 PM CDT

← **OK**

9. The course will either appear under **Current Courses** or **Training** in Blackboard when you login.

10. Complete the training and quiz. Users must score 8 out of 10 on the quiz.